


Briefing for Parents of P6 Pupils



A stylized, colorful illustration of a landscape. The foreground features rolling green hills with dark brown soil. On the left, there are three trees: a tall green one, a shorter purple one, and a small orange one. A red bird is flying in the sky above the trees. The background consists of light blue and white wavy lines representing a sky or distant hills.

School Programmes

Holistic Education Programmes for P6

Strategic Thrusts	Instructional Programmes	Co-Curriculum Programme
ST 1 - Cognitive Development	<ul style="list-style-type: none">• Supplementary Lessons• Department Consultations• Remedial• STAR Heuristic• Process Skills Package• Values in the Woods• Project Work• Art Legacy	<ul style="list-style-type: none">• ICAS Competition (English, Math, Science)• Olympiad (Math & Science)
ST 2 – Personal Effectiveness	<ul style="list-style-type: none">• Life-skills Lessons (FTGP, Leader in Me and Financial Literacy)• Thematic and Modular Approach for Aesthetic• Art Inspirers (ARTI)• Motivation and Stress Management Programme	<ul style="list-style-type: none">• P6 Graduation Dinner and Personal Etiquette Workshop• CCAs• Cyber Wellness

Holistic Education Programmes for P6

Strategic Thrusts	Instructional Programmes	Co-Curriculum Programme
ST 3 – Character Development	<ul style="list-style-type: none">• CareIn Programme• Assembly Programmes on Values Education	<ul style="list-style-type: none">• Values-In-Action (VIA) with KTPH, ACM, Admiralty CCC, Kampong Wellness, ACE The Place, Rainbow Centre, Chaoyang School, Sree Narayana Mission Home, Northwest CDC• CCAs: Sports and Games, Uniformed Groups, Performing Arts, Clubs and Societies• Bowling Enrichment

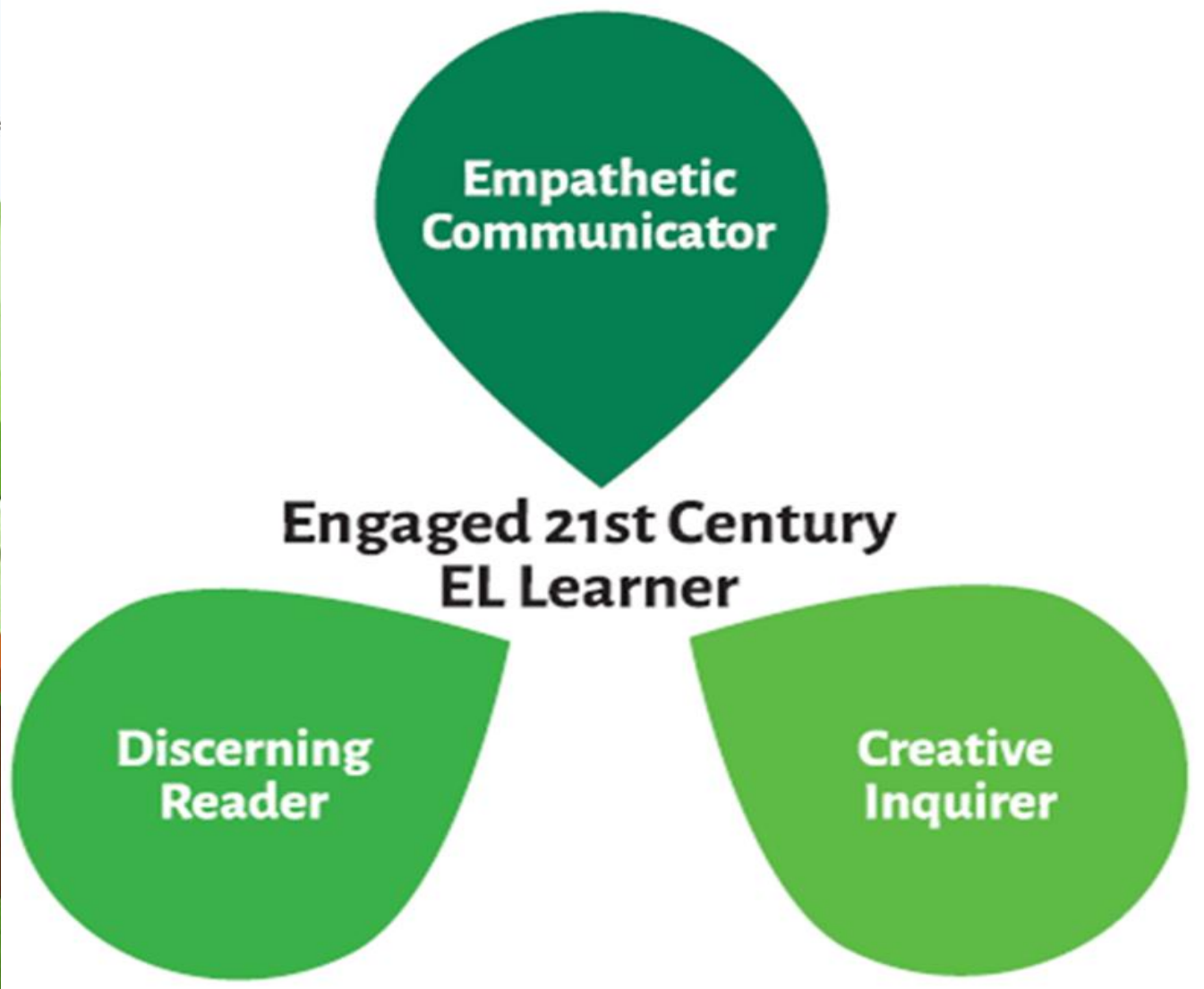
A stylized, colorful illustration of a landscape. The foreground features rolling green hills with dark brown soil. On the left, there are three trees: a tall green one, a smaller purple one, and a cluster of orange ones. A small red bird is flying in the sky above the trees. The background consists of light blue and white wavy lines representing a sky or distant hills.

Department Sharings

A stylized, colorful illustration of a landscape. The foreground features rolling green hills with dark brown soil. On the left, there is a green tree, a purple flower, and an orange flower. A small red bird is flying in the sky. The background consists of layered blue and white hills under a light blue sky.

English Language

Outcomes of EL Syllabus 2020



Components for PSLE English Language

PAPER	COMPONENT	MARKS	WEIGHTING	DURATION
1	Situational Writing	15	27.5%	1h 10 min
	Continuous Writing	40		
2	Language Use & Comprehension	95	47.5%	1h 50 min
3	Listening Comprehension	20	10%	About 35 min
4	Oral Communication	30	15%	About 10-15 min (5 min prep time, 10 mins exam time)
Total		200	100%	

Components for PSLE Foundation English

PAPER	COMPONENT	MARKS	WEIGHTING	DURATION
1	Situational Writing	10	26.7%	1h 10 min
	Continuous Writing	30		
2	Language Use & Comprehension	60	40%	1h 20 min
3	Listening Comprehension	20	13.3%	About 35 min
4	Oral Communication	30	20%	About 10-15 min (5 min prep time, 10 mins exam time)
Total		150	100%	

Continuous Writing (English Language)

40 marks

Write a composition of at least **150 words** about **an amazing friendship**.

The pictures are provided to help you think about this topic.

Your composition must be based on one or more of these pictures.

Consider the following points when you plan your composition:

- How was the friendship formed?
- Why is it an amazing friendship?

You may use the points in any order and include other relevant points as well.




- Pupils must be able to use at least 1 of the pictures to develop their story according to the theme (amazing friendship)
- The theme must be developed throughout the story

Continuous Writing (Foundation English)


40 marks

Part 2: Continuous Writing (30 marks)


The pictures below show what happened at a carnival one day.
Based on these pictures, write a story of at least 120 words.
Give the story your own ending. You may use the given helping words and phrases.
You may also include other details.



games carnival
many different game booths
walked around



looked interesting
decided to give it a try
friends cheering



threw the ball
aimed for the tin cans
hit the boy in the booth

?

- Pupils will develop a story using the sequence of pictures
- The last picture will not be provided

Stimulus-Based Conversation (20 marks)

Hope Charity Run 2020



Run for Health, Run for Hope

Invite your family members or friends to run with you

Date: Sunday, 18 November 2020

Time: 9 a.m.

Venue: MacRitchie Reservoir

Registration: www.hope.org.sg/charityrun2020

Registration fee: \$50

(includes a free cap, a t-shirt and a water bottle)

- Pupils have to respond to a stimulus given
- Stimulus could be a picture of a poster, flyer or even object
- Questions will be asked by the teacher based on a theme linked to the stimulus
- Response should include a personal experience, reasons and suggestions

Sample Prompts

Hope Charity Run 2020



Run for Health, Run for Hope

Invite your family members or friends to run with you

Date: Sunday, 18 November 2020

Time: 9 a.m.

Venue: MacRitchie Reservoir

Registration: www.hope.org.sg/charityrun2020

Registration fee: \$50

(includes a free cap, a t-shirt and a water bottle)

- (a) Look at the poster. Would you like to participate in this activity? Tell me why / why not?
 - Would the free cap, t-shirt and water bottle encourage you to take part? Why? / Why not?
- (b) What type(s) of sports do you like to do? Why do you like it/them?
 - Do you think exercising is good for us? Why?
- (c) Tell us about a memorable activity that you and your friends have participated in together.
 - How did you feel about it? Why?

A stylized, colorful illustration of a landscape. The foreground features rolling green hills with dark brown soil. On the left, there is a green tree, a purple flower, and an orange flower. A small red bird is flying in the sky. The background consists of layered blue and white hills under a blue sky.

Mathematics

Examination Format (Mathematics)

Paper	Booklet	Item Type	No of qns	Marks per qn	Weighting	Duration
1 (45 marks) (Calculators not allowed)	A	Multiple-choice	10	1	10%	1 h
			5	2	10%	
	B	Short-answer	5	1	5%	
			10	2	20%	
2 (55 marks) (Calculators are allowed)		Short-answer	5	2	10%	1 h 30 min
		Structured / Long-answer	12	3, 4, 5	45%	
Total			47	-	100%	2 h 30 min

Examination Format (Foundation)

Paper	Booklet	Item Type	No of qns	Marks per qn	Weighting	Duration
1 (50 marks) (Calculators not allowed)	A	Multiple-choice	10	1	10 marks	1 h
			10	2	20 marks	
	B	Short-answer	10	2	20 marks	
2 (40 marks) (Calculators are allowed)		Short-answer	10	2	20 marks	1 h
		Structured	6	3 or 4	20 marks	
Total			46	-	90 marks	2 h

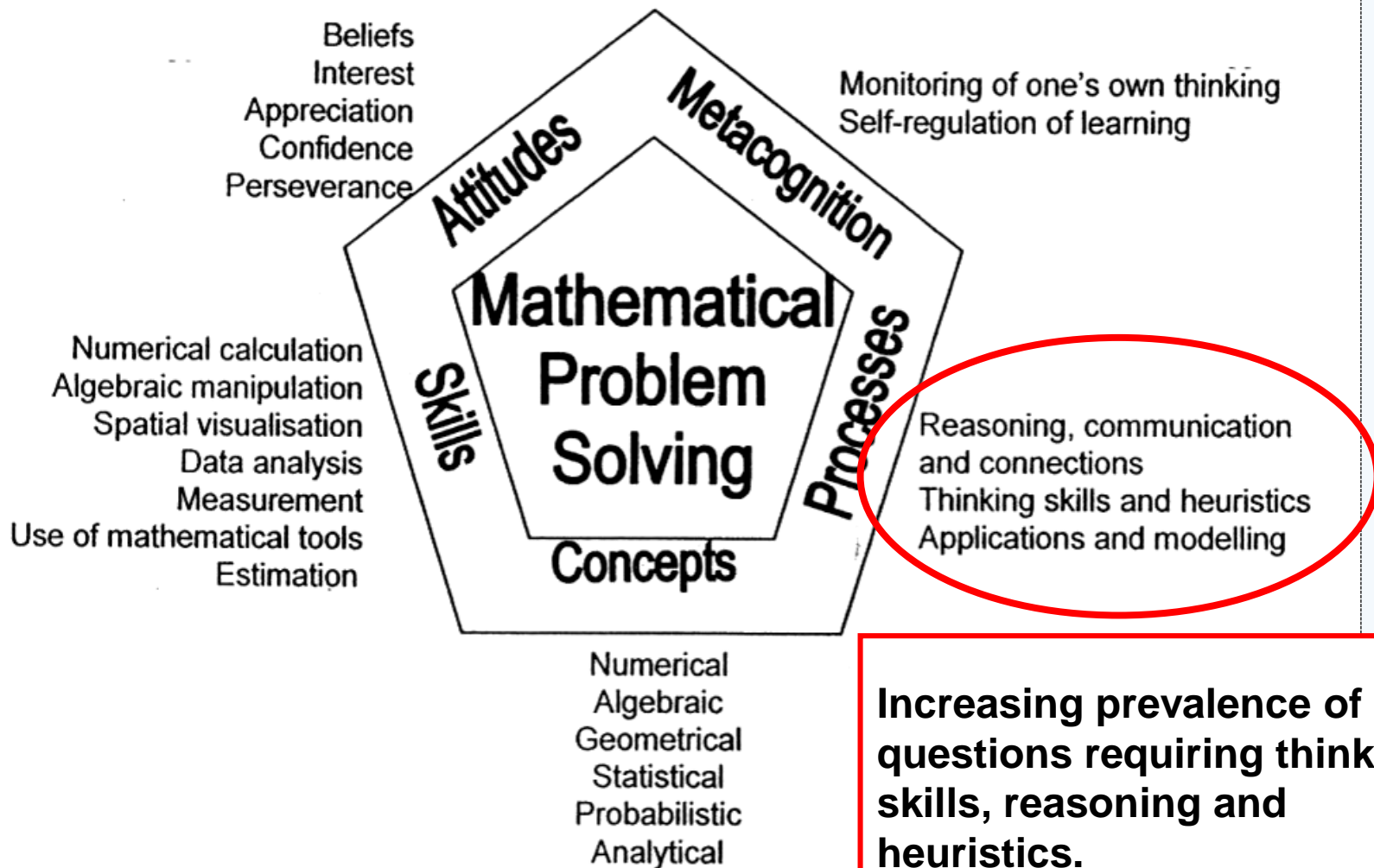
Content (Mathematics)

- Whole numbers; Fractions; Decimals
- Ratio; Percentage
- Rate; Speed
- Algebra
- Measurement
- Geometry
- Statistics

Content (Foundation Mathematics)

- Whole numbers; Fractions; Decimals
- Percentage
- Rate
- Measurement
- Geometry
- Statistics

Singapore Mathematics Framework

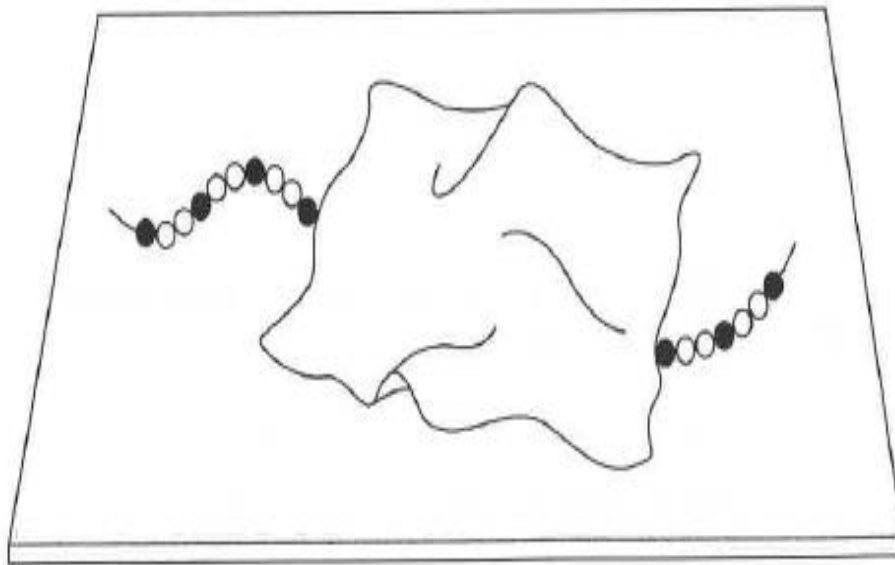


Increasing prevalence of questions requiring thinking skills, reasoning and heuristics.

More non-routine questions

Sample Question – Reasoning and /or Heuristics (listing)

A string of beads on a table is partly covered by a piece of cloth as shown. There are 2 white beads between every 2 black beads. Altogether, there are 14 black beads. What is the total number of white beads?



Reasoning: I can see a repeated pattern of 1 black and 2 whites. I can also see that the last black bead does not have white beads

$$14 - 1 = 13$$

$$13 \times 2 = \underline{26}$$

Sample Question – Thinking Skill and Reasoning

The average of three different 2-digit numbers is 25.

Of the three numbers, find the largest possible number.

$$25 \times 3 = 75$$

Thinking: If I want one of the numbers to be the largest possible, the other 2 numbers must be as small as possible.

Limitations: The other 2 numbers must be 2-digit numbers

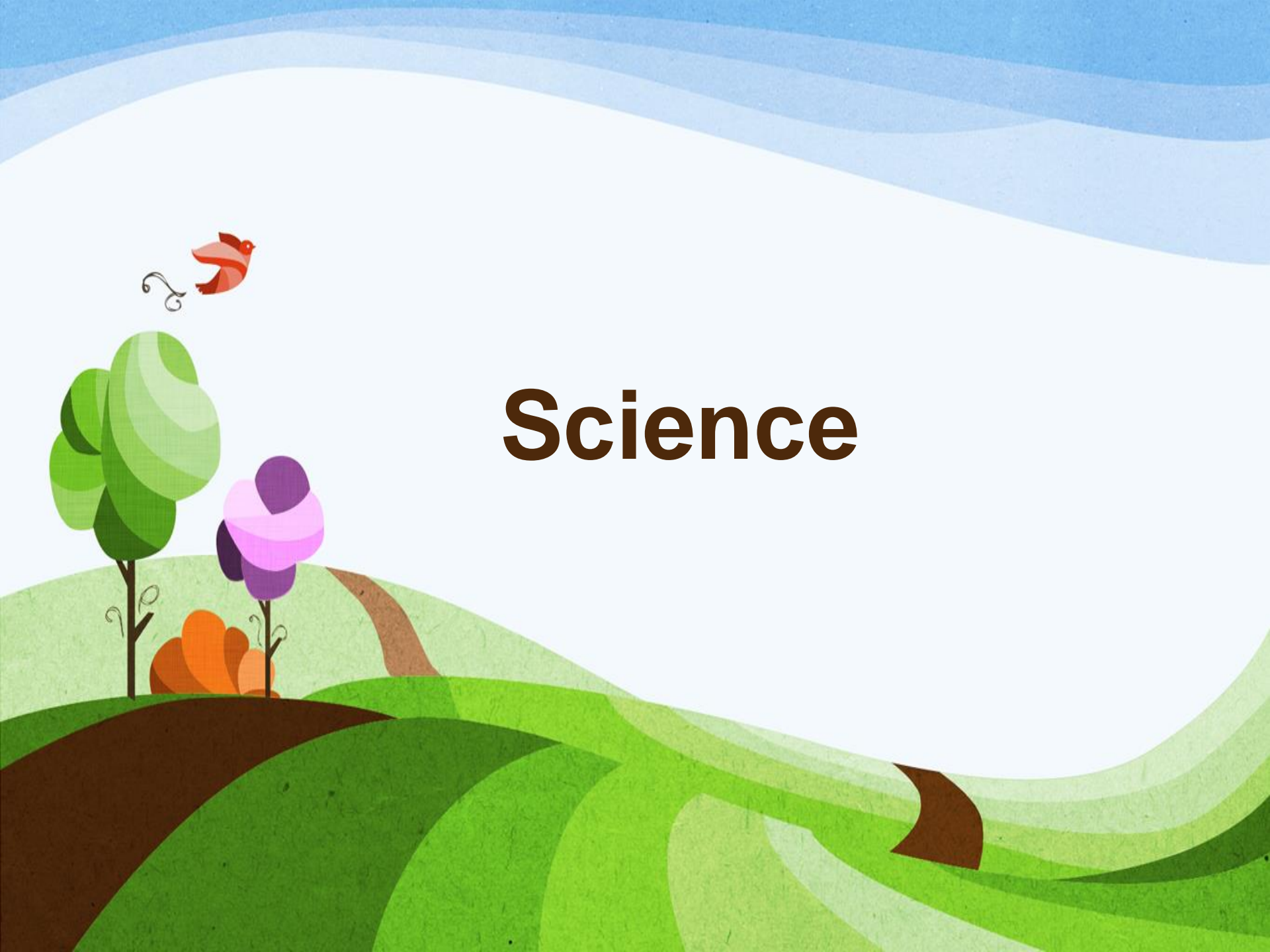
Conclusion: I will choose 10 and 11 to be the other 2 numbers

$$75 - 10 - 11 = \underline{54}$$

Resources

- Daily Sums – Interleave practices
- Mathematics Heuristics Package
- Worksheets
- Activity Book
- Lesson Packages in SLS
- KooBits Learning Portal

Science

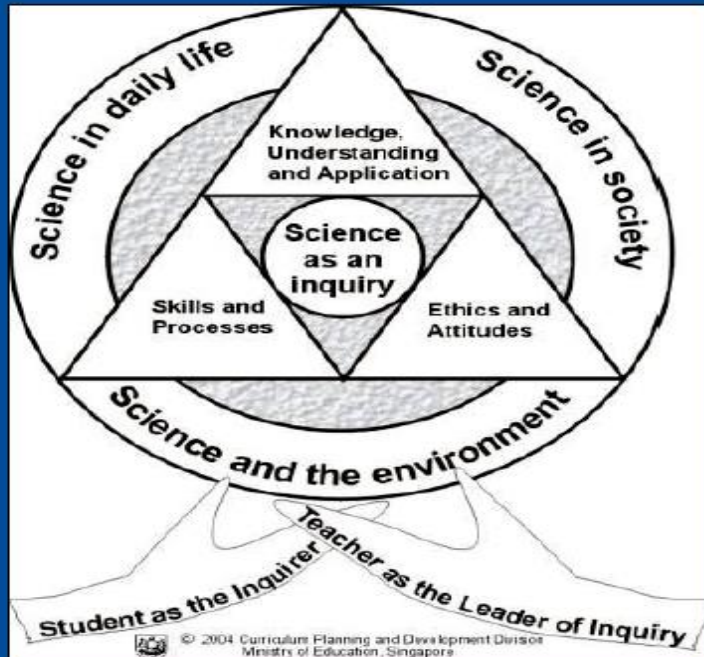


Science

Primary Science Syllabus (2014)

Primary Education Review & Implementation

Science Curriculum Framework



Balancing Knowledge with Skills and Values

Engaging pedagogy to teach skills and values
More holistic assessment to support learning

Investing in a Quality Teaching Force

Equipping teachers well through training and Professional development

21st Century Competencies Framework



Syllabus	Year of Implementation			
	2014	2015	2016	2017
Primary Science Standard	P3	P4	P5	P6
Primary Science Foundation	-	-	P5	P6

Changes in Assessment (w.e.f 2017 PSLE)

Questions are **more applicative in nature** and pupils are expected to understand and apply **Science concepts** learnt and will be required to demonstrate their mastery of a set of **skills and processes**.

- Pupils take the new syllabus examination where there are *28 MCQs instead of 30.*
- More weightage given to *section B* where there would be 1 or 2, 5marks question
- Focus would be on *real life application questions*
- Foundation pupils will have *more MCQs, 18 instead of 16.*

Knowledge with Understanding		Application of knowledge and Process Skills	
40%		60%	
Exam	MCQ	Open-ended	
Main Stream	56 marks (28 questions)	44marks	
Foundation	36 marks (18 questions)	34 marks	

Recall vs Concept Question

Which of the following is not an insect?

(1) Grasshopper

(2) Cockroach

(3) Spider

(4) Bee

Answer: 3

This is a recall question that requires pupils to have specific knowledge.

Which of the following is an insect?

	Does it have a pair of wings?	Does it lay eggs?	Does it have three body parts?	Does its young resemble the adult?
(1)	Yes	No	Yes	No
(2)	Yes	Yes	No	No
(3)	No	Yes	Yes	Yes
(4)	No	No	No	Yes

Answer: 3

This is a concept question that requires pupils to apply concepts they have learnt.

1. Using RISES strategy, eliminate option 2 and 4 as all insects must have 3 body parts.
2. Next distinct characteristic of insect is to see whether it lays eggs, so option 1 would be eliminated.

Recall vs Concept Question

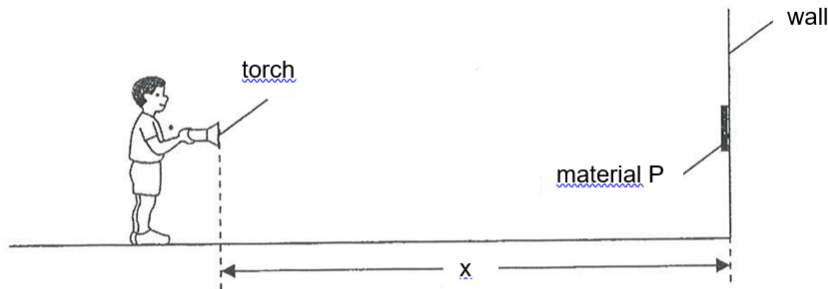
Recall Question : How is a shadow formed?

This is a recall question that requires pupils to have specific knowledge.

A shadow is formed when the path of light is blocked.

Concept Question :

Zainal had three different materials, P, Q and R. He wanted to investigate which material was best at reflecting light. He set up his experiment in a dark room as shown below.



Zainal shone the light from the torch onto each material and walked towards it. When he could see the material, he stopped and measured the distance x between the torch and the wall.

The results of Zainal's investigation is shown in the table below.

Material	P	Q	R
x / cm	290	330	300

(a) Identify three constant variables in Zainal's investigation.

Constant Variable 1 : _____

Constant Variable 2 : _____

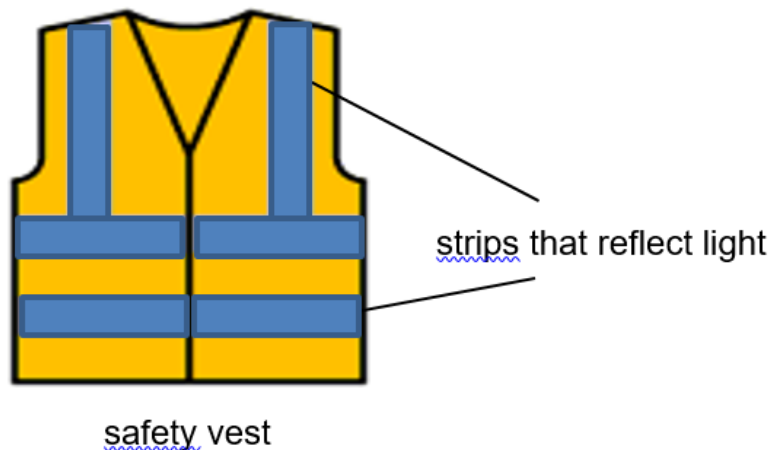
Constant Variable 3 : _____

(b) Suggest a reason for carrying out the investigation in a dark room.

This is a concept question that requires pupils to apply concepts they have learnt.

Real-life Application Question

Safety vests are often worn by construction workers while they are working. Strips that reflect light are sewn onto the vest so that the workers' visibility is increased.



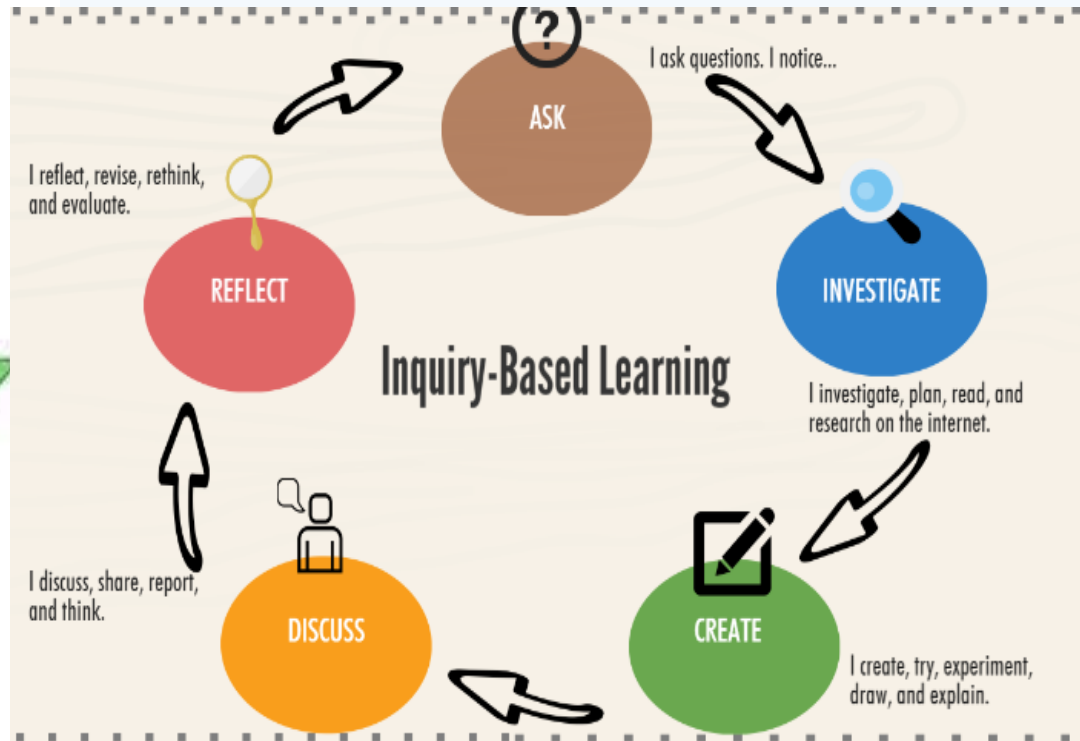
(c) Based on Zainal's results, which material, P, Q or R, should be used to make the strips on the safety vest? Give a reason for your answer.

Approach

The Learning Cycle



"The 5 E's"



T&L Resources

- Activities & Experiments
 - Inquiry based (IBL book)
- Worksheets
 - Consolidation worksheet
 - Knowledge acquisition
 - Readiness for more complex concepts
 - Process Skills worksheets [topical and focused]
 - Thinking Skills acquisition
 - Misconceptions worksheets/Revision Quizzes (P5/6)
 - Re-teaching and learning
 - Eureka with Parents Booklet
 - Extend learning to the natural world (significance)

P6 Inquiry-based Book

- Only Textbook used; Activity book is our very own in house GWPS production.
- Teachers provided with Lesson Package comprising of lesson plans and activities
- More hands on experiences , self directed learning opportunities and exposure to real-life application questions.
- Gives pupils richer learning experience.

A stylized, colorful illustration of a landscape. The foreground features rolling green hills with dark brown soil. On the left, there are three trees: a tall green one, a shorter purple one, and a small orange one. A red bird is flying in the sky above the trees. The background consists of light blue and white wavy lines representing a sky or water. The title 'Mother Tongue Languages' is written in a bold, brown, sans-serif font in the center-right of the image.

Mother Tongue Languages

PSLE Assessment (Mother Tongue)

		Content	Item Type	Marks/ Weightage
1	Composition 20% (50 min)	Topic Essay	OE	40/20%
		Picture Essay		
2	Language usage and Comprehension 45% (1 hr 40 min)	Booklet A Language Application & Comprehension	MCQ	50/25%
		Booklet B Language Application & Comprehension	OE	40/20%
3	Listening Comprehension 10% (approx. 30 min)	Listening Comprehension	MCQ	20/10%
4	Oral 25% (Approx 10 min)	Reading aloud	OE	20/10%
		Conversation	OE	30/15%
			Total	200/100%

Higher Mother Tongue

Paper 1	Composition (50 min)	Topic Essay	OE	40/40%
		Continuous Writing		
Paper 2	Language usage and Comprehension (1 hr 20 min)	Language Application & Comprehension	MCQ/ OE	20/20%
		Comprehension 1 & 2	OE	40/40%
			Total	100/100%

Foundation Mother Tongue

Paper 1	Language usage and Comprehension (40 min)	Language Application	MCQ	5/5%
		Reading Comprehension	MCQ/ OE	10/10%
Paper 2	Oral (Approx 10 min)	Reading aloud	OE	30/15%
		Conversation	OE	40/40%
Paper 3	Listening Comprehension (approx. 30 min)	Listening Comprehension	MCQ	30/30%
		Total		100/100%

	Changes in Exams format (2017)	Objectives
Written Paper	Testing of written interaction skills	Pupils can communicate through email or simple personal letters, describing events related to familiar contexts and expressing feelings and ideas
Oral	Video stimuli for oral examinations	Pupils can engage in conversations on topics familiar to students, asking for clarifications when unsure. Can exchange simple ideas with others in discussion.



Question 1: Describe a good deed shown in the video

Question 2: Other than the good deed shown in the video, describe a good deed that you have encountered.

Question 3: In your opinion, do you think the school should conduct a 'Act of kindness week' ?

Requirement

Question 1 & 2: Make use of 5W1H to describe the good deed as shown in the picture and your personal experiences

Skills: Recall, Reorganise (Qn 1)

Recall , Relate, Reorganise (Qn 2)

Question 3: Apply the thinking skills to make a moral judgment on the current issue and justify your answers with valid reasoning

Skills: Critical thinking - Exposure, Explain (with Moral reasoning), Elaborate with example

A stylized, colorful illustration of a landscape. The foreground features rolling green hills with dark brown soil. On the left, there is a green tree, a purple flower, and an orange flower. A small red bird is flying in the sky. The background consists of light blue and white wavy lines representing hills or clouds.

PSLE Information

PSLE Grading System (2020)

Standard Subjects

<u>Grade</u>	<u>Mark Range</u>
A *	91 and above
A	75 to 90
B	60 to 74
C	50 to 59
D	35 to 49
E	20 to 34
U	below 20

PSLE Grading System (2020)

Higher Mother Tongue Languages

<u>Grade</u>	<u>Mark Range</u>
Distinction	80 and above
Merit	65 to 79
Pass	50 to 64
Ungraded	below 50

PSLE Grading System (2020)

Foundation Subjects

<u>Grades</u>	<u>Mark Range</u>
1	85 and above
2	70 to 84
3	50 to 69
4	30 to 49
U	below 30

A stylized, colorful illustration of a landscape. The foreground features rolling green hills with dark brown soil. On the left, there are three trees: a tall green one, a shorter purple one, and a small orange one. A red bird is flying in the sky above the trees. The background consists of light blue and white wavy lines representing a sky or distant hills.

Choosing a Secondary School

Direct School Admission (DSA) Timeline

Explore school choices (Jan-May)

- Schools offer different talent areas with their own selection process and schedule
- Visit school websites for more info, shortlist schools

Apply for schools (May-June)

- Submit application online through the DSA-Sec portal

Attend interviews, auditions or trials (Jul-Aug)

- If shortlisted, pupils may need to attend interviews or auditions
- Selected pupils will receive offers end August

Exercise school preference (End Oct)

- Select preferences through the DSA-Sec Portal

School Allocation Results

- Receive school allocation with PSLE results

Specialised Schools (Application is done through DSA)


- **NUS High School of Mathematics and Science**
- **School of Science & Technology**
- **School of the Arts**
- **Singapore Sports School**

You can get more information on DSA at
<https://beta.moe.gov.sg/secondary/dsa/>


Types of Secondary Schools

- Independent
- Special Assistance Plan (SAP)
- Autonomous
- Niche Programme Schools
- Specialised Schools


**Integrated
Programme**




**Express
Course**



4 Different Courses



**Normal
Academic**



**Normal
Technical**

Integrated Programme

- 6 years in Secondary School leading to one of the following:
 - 1) GCE A-Level Examination
 - 2) International Baccalaureate Diploma
 - 3) NUS High School Diploma
- Students do not need to sit for GCE O-Level Examination in Secondary 4.

Express Course

- 4 years in Secondary School
- May offer or opt to study HMT
- Offer for HMT
 - Top 10% of the cohort
 - Top 11 to 30% who meet language criteria
 - MT – A* or HMT – at least a Merit

Normal Academic Course

- 4 or 5 years in Secondary school
- Sit for GCE (N)
- Good results in Sec 1 and 2 will enable student to be transferred to the Express course

Normal Technical Course

- 4 to 5 years in Secondary school
- Subjects offered are English, Basic MT & a range of technical-oriented subjects
- Sit for GCE (NT)
- Good result in GCE (NT) will enable student to sit for GCE (N)
- May join technical-vocational education at ITE after GCE (NT)

My Skills Future Portal

Students and parents are encouraged to log into the [My Skills Future portal](https://www.myskillsfuture.sg/content/student/en/primary.html) to explore the different education options and learn more about the different schools.

<https://www.myskillsfuture.sg/content/student/en/primary.html>

Admission to Northlight School (NLS) and Assumption Pathway School (APS)

Category of students	APS	NLS
	Admission Criteria	
1st Time PSLE Failure (Not over-aged for Primary School)	<ul style="list-style-type: none"> • Can apply to APS or NLS directly with Primary School Principal's recommendation and be admitted on a case-by-case basis. • Alternatively, pupils can repeat PSLE 	
2nd Time PSLE Failure (Not over-aged for Primary School)	<ul style="list-style-type: none"> • Can apply to APS or NLS or repeat PSLE. • Can submit application forms to APS or NLS. By default, pupils who do not make a choice will repeat PSLE. 	
3rd Time PSLE Failure (Over-aged for Primary School)	<ul style="list-style-type: none"> • Can apply to APS or NLS by submitting application forms to APS or NLS. • APS or NLS will contact students who do not make the choice. 	

A stylized, colorful illustration of a landscape. The foreground features rolling green hills with a dark brown path winding through them. On the left, there are three trees: a tall green one, a smaller purple one, and a cluster of orange ones. A small red bird is flying in the sky above the trees. The background consists of light blue and white wavy lines representing a sky or distant hills.

Important Dates

Release of Results

- Release of Results: **Between 23 Nov and 27 Nov 2020**
- Exercising of Secondary School Options is done after the release of the PSLE results via
 - **Online Submission through School**
 - **5 working days starting from the release of PSLE results**
 - **12 noon to 3 pm on the first day**
 - **9 am to 3 pm on the other day**
 - **Via S1 Internet System (S1-IS)**
 - **7 calendar day starting from the release of PSLE results**
 - **S1-IS is accessible 24 hours**
 - **Starting 12 noon on the first day till 3 pm on the last day**

Important Points to Note

- Update of latest home addresses of PSLE pupils and mobile numbers by end Oct 2020
- Appointment of proxies if parents need to travel overseas during critical dates (Proxy must be at least 21 years old)

Secondary One Posting Results

Dec 2020

- Online
- Interactive Voice Response System

Dec 2020

- Pupils to report to the secondary school

Thank You!

