


# INDICATIVE PSLE SCORE RANGES FOR INDIVIDUAL SECONDARY SCHOOLS

**SUPPORTING STUDENTS AND PARENTS IN MAKING  
INFORMED SCHOOL CHOICES FOR PSLE 2021**

*Briefing Deck to P5/P6 Parents*



# OVERVIEW

## RECAP

- How PSLE Scoring Works
- How S1 Posting Works

## **[NEW]** SUPPORTING STUDENTS AND PARENTS IN MAKING INFORMED SCHOOL CHOICES

- Indicative PSLE Score Ranges for Individual Secondary Schools
  - Understanding the PSLE Score Ranges
  - School Choice Journey



# THE PSLE REMAINS AS A USEFUL CHECKPOINT

- The PSLE is a useful checkpoint at the end of primary school to help students, parents and teachers determine where each child's academic strengths lie.
- It guides students to a suitable academic programme and subject levels in secondary school – one that best suits their learning needs. In this way, students can learn and progress at a comfortable pace.
- The PSLE result also serves as a fair and transparent mechanism to determine secondary school posting.

***The PSLE is not the destination.  
It is part of our children's education journey.***



# THE PSLE CHANGES ARE PART OF A BIGGER STORY

Over the years, we have been fine-tuning the education system to help our students discover and develop their strengths and interests, while moving away from an over-emphasis on academic results. Our PSLE Scoring changes aim to reduce an **over-emphasis on academic results** by:



Reducing fine differentiation of students' examination results at a young age



Recognising a student's level of achievement, regardless of how his/her peers have done



Offering students and parents a wider range of secondary schools to explore

# HOW PSLE SCORING WORKS






New PSLE Scoring System

Score Calculator

Posting to Secondary School

Full Subject-Based Banding

Resources ▾



New PSLE Scoring System

Posting to Secondary School

Full Subject-Based Banding

## Taking the PSLE or progressing to secondary

<https://www.moe.gov.sg/microsites/psle-fsbb/index.html#>



# FROM T-SCORE TO SCORING BANDS

**(a) Reduces fine differentiation of students' examination results**

- Students with similar scores in each subject will be grouped into wide scoring bands measured in 8 Achievement Levels (ALs).

**(b) Reflects a student's individual level of achievement**

- Unlike under the T-score system, students' ALs for each subject will reflect their level of achievement, rather than how they have performed relative to their peers.

AL	RAW MARK RANGE
1	$\geq 90$
2	85 – 89
3	80 – 84
4	75 – 79
5	65 – 74
6	45 – 64
7	20 – 44
8	$< 20$

# FOUNDATION LEVEL SUBJECT GRADES WILL ALSO BE LESS FINELY DIFFERENTIATED

- Foundation subject grades will also be graded in scoring bands from **AL A to C**.
- For the purpose of S1 Posting, AL A to AL C for Foundation level subjects will be **mapped to AL 6 to AL 8 of Standard level subjects respectively**, to derive a student's overall PSLE Score.
- Similar to the PSLE T-score system, this mapping is based on the learning and assessment load of the subjects, and informs students of their readiness to access the curriculum at the secondary level.

FOUNDATION LEVEL AL	FOUNDATION RAW MARK RANGE	EQUIVALENT STANDARD LEVEL AL
A	75 – 100	6
B	30 – 74	7
C	< 30	8



# 4 SUBJECT ALs WILL BE ADDED TO FORM THE OVERALL PSLE SCORE

- The PSLE Score replaces the T-score Aggregate.
- The PSLE Score can range from 4 – 32, with 4 being the best.
- Students will be placed in secondary school courses based on their PSLE Score – Express, Normal (Academic) or Normal (Technical).



ENGLISH LANGUAGE AL 3

MOTHER TONGUE LANGUAGE AL 2

MATHEMATICS AL 1

SCIENCE AL 2

**PSLE SCORE: 8**

PLACEMENT OUTCOME	PSLE SCORE
EXPRESS	4 – 20
EXPRESS / N(A) OPTION	21 – 22
N(A)	23 – 24
N(A) / N(T) OPTION	25
N(T)	26 – 30, with AL 7 or better in both EL and MA

*\*No requirement of scoring AL 7 or better in EL and/or MA*

*As announced in COS 2019, the Express, N(A) and N(T) courses will be phased out by 2024.*

# SUBJECT-BASED BANDING (SECONDARY)

## [SBB (SEC)] ELIGIBILITY CRITERIA

- SBB (Sec) provides students posted to the N(A) and (NT) courses with **greater flexibility** to take various subjects at a more demanding level based on their subject-specific strengths and aptitudes.
- Under the new PSLE Scoring System, the SBB (Sec) eligibility criteria is as follows:

FOR STUDENTS OFFERED THE N(A) OR N(T) COURSE	
PSLE SUBJECT GRADE	OPTION TO TAKE SUBJECT AT
AL 5 or better in a Standard level subject	Express level
AL 6 or better in a Standard level subject <u>OR</u> AL A in a Foundation level subject	N(A) level

- As students progress in secondary school, they will continue to have more opportunities to take subjects at more demanding levels based on their performance in school.

# SUBJECT-BASED BANDING (SECONDARY) [SBB (SEC)] ELIGIBILITY CRITERIA

English

Mother Tongue

Math

Science



**Bryan**

ENGLISH	AL6
MOTHER TONGUE	AL6
MATHEMATICS	AL5
SCIENCE	AL6

---

**PSLE SCORE: 23**

Offered N(A) course

# SUBJECT-BASED BANDING (SECONDARY) [SBB (SEC)] ELIGIBILITY CRITERIA

N(A)  
English

N(A)  
Mother Tongue

Express  
Math

N(A)  
Science

With SBB




**Bryan**

ENGLISH	AL6
MOTHER TONGUE	AL6
MATHEMATICS	AL5
SCIENCE	AL6

---

**PSLE SCORE: 23**  
Offered N(A) course

# HOW S1 POSTING WORKS



# CHOICE ORDER OF SCHOOLS WILL MATTER MORE

- Students continue to have **six choices** in selecting their secondary schools.
- Students will be posted to a secondary school based on **academic merit, i.e. PSLE Score**, and their **school choice rank order**.
- If two students with the same PSLE Score vie for the last remaining place in a school, the following tie-breakers will be used in the following order:
  1. CITIZENSHIP
  2. CHOICE ORDER OF SCHOOLS **NEW!**
  3. COMPUTERISED BALLOTING
- The new tie-breaker based on school choice order recognises the different considerations that families have in making school choices.



# Tie-breakers

## in the new S1 Posting System

Here's a simplified example.

5 students are vying for the last places in the schools of their choice.

Students with better scores will be posted first

Tie-breaker #1: Citizenship

Tie-breaker #2: Choice order of schools

Tie-breaker #3: Computerised balloting

**Jane**

Singapore Citizen  
16 pts

SCHOOL CHOICES:  
1) Sch A  
2) Sch ...  
3) Sch ...  
4) Sch ...



Jane has a better PSLE score. She will be posted first, to **School A**.



**Bryan**

Singapore Citizen  
20 pts

SCHOOL CHOICES:  
1) Sch B  
2) Sch ...  
3) Sch ...  
4) Sch ...



Bryan, Mary, Alan and Rina have the same score.

As Jane has taken the last available place in School A, Bryan, Mary, Alan and Rina will vie for the last available place in their next choice, **School B**.

Bryan and Mary are Singapore Citizens. They will have priority to enter **School B**.



Because Bryan ranked School B higher than Mary, he will be posted to **School B**.



Since Bryan has taken the last place in School B, Mary will be posted to **School C**.



**Alan**

Permanent Resident  
20 pts

SCHOOL CHOICES:  
1) Sch A  
2) Sch B  
3) Sch D  
4) Sch ...



Alan and Rina will be tie-broken out as they are Permanent Residents. They will be considered for their next choice, **School D**.

Alan and Rina have both ranked School D as their third choice. They will go through computerised balloting to vie for the last remaining place in **School D**.

Through computerised balloting, Alan is posted to **School D**.



**Rina**

Permanent Resident  
20 pts

SCHOOL CHOICES:  
1) Sch A  
2) Sch B  
3) Sch D  
4) Sch E



Since Alan has taken the last place in School D, Rina will be posted to her fourth choice, **School E**.





New

# INDICATIVE PSLE SCORE RANGES FOR INDIVIDUAL SECONDARY SCHOOLS



# INDICATIVE PSLE SCORE RANGES FOR ALL SECONDARY SCHOOLS

- MOE has generated the indicative PSLE Score ranges for individual secondary schools from students' PSLE results and school choice patterns at the 2020 S1 Posting Exercise.
- As T-score was still being used in last year's S1 Posting Exercise, the PSLE Score ranges for individual secondary schools are **indicative** as they were simulated using the 2020 PSLE cohort results and students' school choices in that same year.
- Similar to the T-score system, the school's PSLE Score range for a particular year is not pre-determined, and may vary from year to year, depending on the cohort's PSLE results and their school choices in the previous year's S1 Posting Exercise.
- The **indicative** PSLE Score range of a school serves as a guide for students and parents to shortlist school choices that would best fit a student's educational needs. This should be considered alongside other factors, such as the school's programmes, culture, ethos, Co-Curricular Activities, and proximity to home.
- The indicative PSLE Score ranges for individual secondary schools will be made available on <https://moe.gov.sg/schoolfinder> and <https://go.gov.sg/exploreschools>.



## SchoolFinder Tool



<https://www.moe.gov.sg/schoolfinder>

## MySkillsFuture Portal



<https://go.gov.sg/exploreschools>

# SAMPLE PRESENTATION ON MOE'S SCHOOLFINDER

## Secondary School

9

School code:

**Indicative PSLE Score range of 2020**

	Affiliated	Non Affiliated
Express	-	14-19
Normal Academic	-	21-25
Normal Technical	-	25-28

**Subject offered**

Students will have to attend Tamil Language lessons after school at the nearest Tamil Language Centre.

- Basic Chinese Language
- Computer Applications
- Design & Technology
- Elements of Business Skills
- English Language
- Mathematics
- Basic Malay Language
- Science
- Social Studies
- Art
- Chinese Language
- Geography
- History
- Literature in English
- Malay Language
- Nutrition and Food Science
- Principles of Accounts
- Science (Chem, Bio)
- Science (Phy, Chem)
- Humanities (Ss, Geography)
- Humanities (Ss, History)
- Additional Mathematics
- Biology
- Chemistry
- Food & Consumer Education
- Higher Chinese Language
- Physics
- Music
- Physical Education

**Elective and Programmes**

Applied Learning Programme (ALP)  
Interdisciplinary

- Project S.H.I.N.E – An Integrated Student-Centred and Holistic Programme that Develops Innovation and Nurtures Empathy

Learning for Life Programme (LLP)  
Sports & Outdoor Education

- SHAPE@BDS: A School of Healthy And Physically Educated Enthusiasts

**DSA talent areas offered**

Learn more about DSA-Sec.

- Innovation (Girls and Boys)
- Badminton (Girls and Boys)
- Floorball (Girls and Boys)
- Football (Boys)
- Netball (Girls)
- Outdoor Adventure (Girls and Boys)

**Co-Curricular Activities (CCAs)**

- Badminton (Girls and Boys)
- Netball (Girls)
- Football (Boys)
- Floorball (Girls and Boys)
- Girl Guides (Girls)
- National Police Cadet Corps (NPCC) (Girls and Boys)
- Scouts (Boys)
- National Cadet Corps (NCC) (Land) (Boys)
- National Civil Defence Cadet Corps (NCDCC) (Girls and Boys)
- Chinese Orchestra (Girls and Boys)
- Choir (Girls and Boys)
- Chinese Dance (Girls and Boys)
- Malay Dance (Girls and Boys)
- Concert Band (Girls and Boys)
- Audio Visual Aid (Girls and Boys)
- Environmental Science (Girls and Boys)
- Infocomm Technology (Media Production) (Girls and Boys)

**Special needs facilities and resources**

- Visual impairment
- Physical disability
- Allied educators

**About**

School mode: Single session  
School nature: Co-Ed School

**Contact**

Phone: +65 6441 4479  
Email: [bsss@moe.edu.sg](mailto:bsss@moe.edu.sg)  
Website: <http://www.bedoksouthsec.moe.edu.sg>

# INDICATIVE PSLE SCORE RANGES FOR INDIVIDUAL SECONDARY SCHOOLS

Similar to the T-score system, the indicative PSLE Score range refers to the PSLE Score of the first and last student admitted into a particular school in the previous year via S1 Posting. This shows the range of student profiles who enter each school.

## Example

XX Secondary School  
Indicative PSLE Score range of 2020

Express	15 – 20
Normal (Academic)	21 – 24
Normal (Technical)	25 – 28

Students who scored better than the school's COP in this particular posting exercise would have been admitted to the school

Indicative PSLE Score of the first student posted into the school in the respective courses







Indicative PSLE Score of the last student posted into the school in the respective courses [i.e. the school's Cut-Off Point (COP)]

# USE OF HIGHER CHINESE LANGUAGE (HCL) FOR ADMISSION INTO SAP SCHOOLS



# HCL POSTING ADVANTAGE FOR ENTRY TO SAP SCHOOLS WILL CONTINUE\*

- Students' HCL results will be denoted as 'D' (Distinction), 'M' (Merit) or 'P' (Pass).
- Students will be ranked taking into account their performance in HCL.
- This posting advantage applies before the tie-breakers for S1 Posting.

1st		7	NO HCL
2nd		8	DISTINCTION
3rd		8	MERIT
4th		8	PASS
5th		8	NO HCL
6th		9	DISTINCTION

\*For more information on the posting advantage to SAP schools, please visit the [PSLE-Full Subject Based Banding \(PSLE-FSBB\) Microsite](#)

# EXAMPLE OF AN SAP SCHOOL'S INDICATIVE PSLE SCORE RANGE

- While students need not take HCL to enter SAP schools, students who pass HCL receive a posting advantage for admission. To reflect this, the indicative PSLE Score ranges of SAP schools include the HCL grades of the first and last student admitted in the previous year via S1 Posting.

## Example

XX Secondary School

Indicative PSLE Score range of 2020

Express	5 (D) – 12 (P)
Normal (Academic)	
Normal (Technical)	

Indicative PSLE Score and HCL grade of the first student posted into the school in the Express course

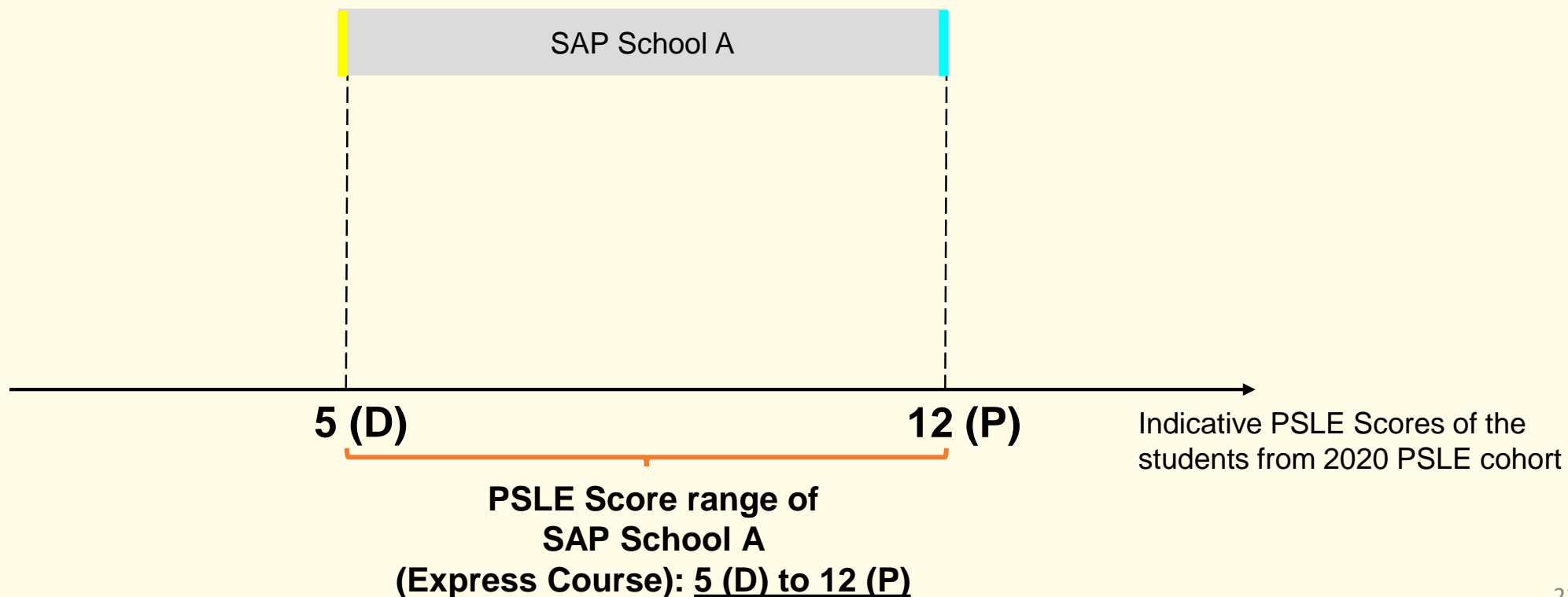
Students who scored better than the school's COP, whether they take HCL, in this particular posting exercise would have been admitted to the school

Indicative PSLE Score and HCL grade of the last student posted into the school in the Express course [i.e. the school's Cut-Off Point (COP)]



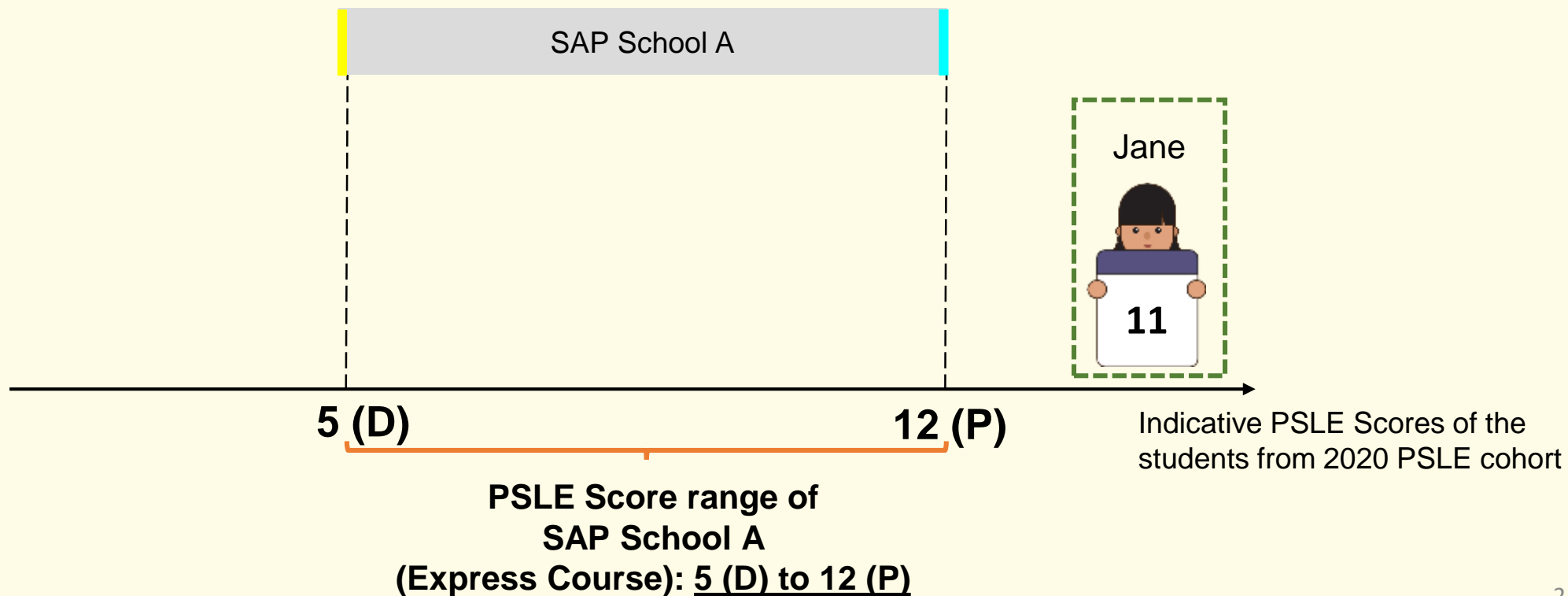
# EXAMPLE OF S1 POSTING FOR SAP SCHOOL

In the 2020 S1 Posting Exercise, a child who had applied for an SAP school, and did not take Higher Chinese Language (HCL) in Primary School **would have been admitted if he/she attained a PSLE Score better than the AL COP.**



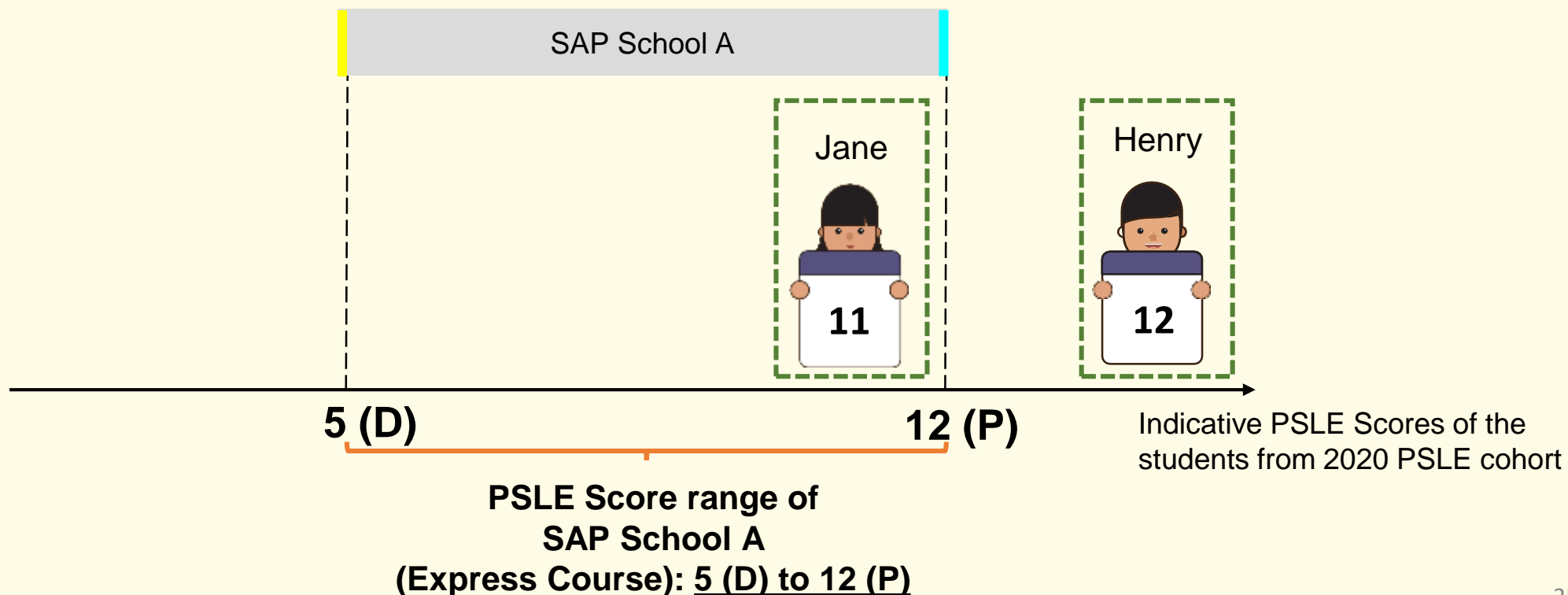
# EXAMPLE OF S1 POSTING FOR SAP SCHOOL

For example, Jane, who did not take HCL at PSLE 2020, would have been admitted to the school as she had a PSLE Score of 11.



# EXAMPLE OF S1 POSTING FOR SAP SCHOOL

Henry, who had a PSLE Score of 12, would not have been admitted to the school in the 2020 S1 Posting Exercise as his score was higher than the COP for the school.

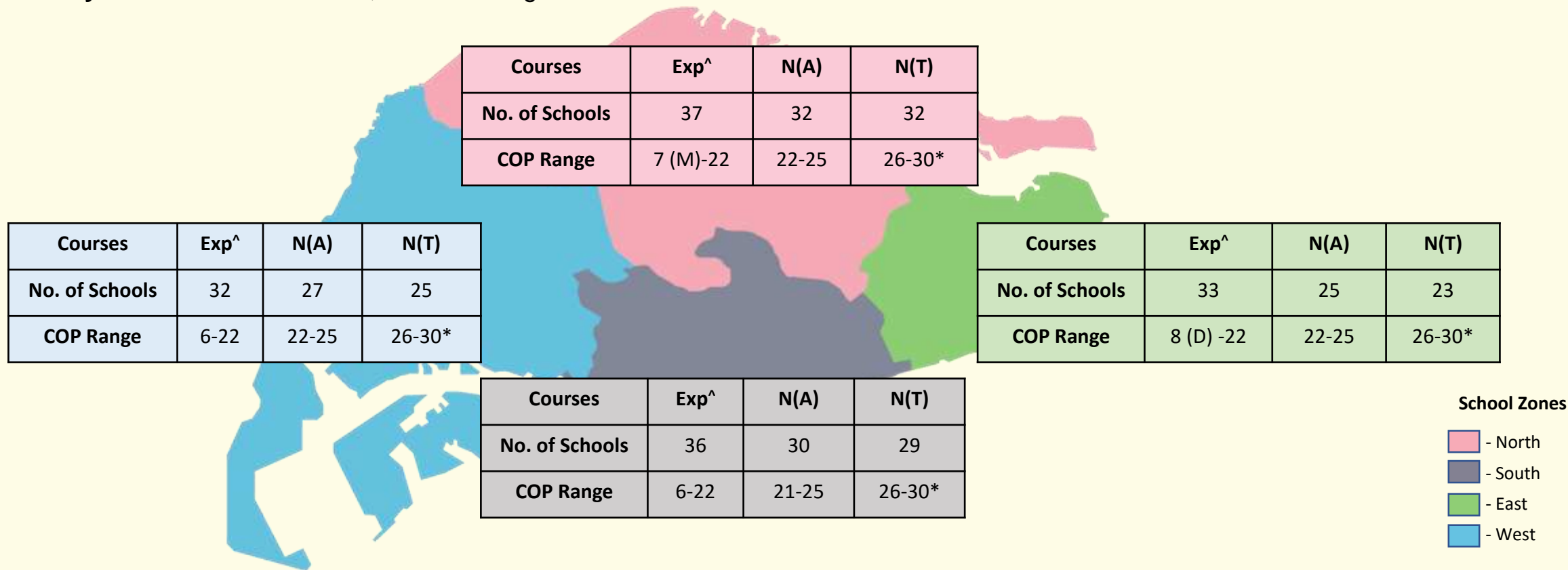


# WHAT THE INDICATIVE PSLE SCORE RANGES SHOW

- **With a blunter scoring system, there are fewer possible PSLE Scores. Schools would also be less differentiated by COPs, which will mean that students would have a wider range of secondary schools to choose from. Students therefore do not have to chase the last mark.**
  - There is a good spread of schools with COPs across different PSLE Scores
  - Indicative COPs range from 6 – 30, with no school having a COP of 4
- **Schools' indicative PSLE Score ranges have remained largely stable in recent years.**
  - The ranges may vary from year to year depending on the cohort's PSLE results and their school choices for that year's S1 Posting Exercise
  - Fluctuations of +/-1 AL for AL COPs are typical

# GOOD SPREAD OF SCHOOLS WITH A RANGE OF CUT-OFF POINTS (COPs)

- The COP refers to the PSLE Score of the **last student** admitted to a particular school in the 2020 S1 Posting Exercise.
- The COP range indicates the **lowest** and **highest** COP of the respective courses based on the schools in each school zone.
- As COPs **vary from school to school**, the COP ranges would differ across zones.<sup>#</sup>




<sup>#</sup> This does not take into account affiliated COPs.

<sup>^</sup>Schools offering both IP and O-Level track are counted as 1 school while the COP range includes COP of IP-track.

\*This indicates that the last student posted to the school had a PSLE Score better than 30. The school's COP is 30 because the school still had N(T) vacancies after the S1 Posting Exercise. Hence, students with PSLE Score of 30 and had met the eligibility criteria for progression to S1 would have been able to obtain a place in the school if they had chosen the school during the S1 Posting Exercise.

# CHOOSING A SUITABLE SECONDARY SCHOOL



# SCHOOL CHOICE JOURNEY

- The PSLE Score ranges are a useful reference point for parents and students to consider secondary schools.
- Parents and students are encouraged to use this information, together with other factors such as the secondary schools' distinctive programmes, CCAs, ethos and cultures, to shortlist schools that would best fit the educational needs of the student.
- Parents and students may consider DSA-Sec as an alternative admission pathway to access their preferred secondary school.





# CONSIDERATIONS FOR CHOOSING A SECONDARY SCHOOL

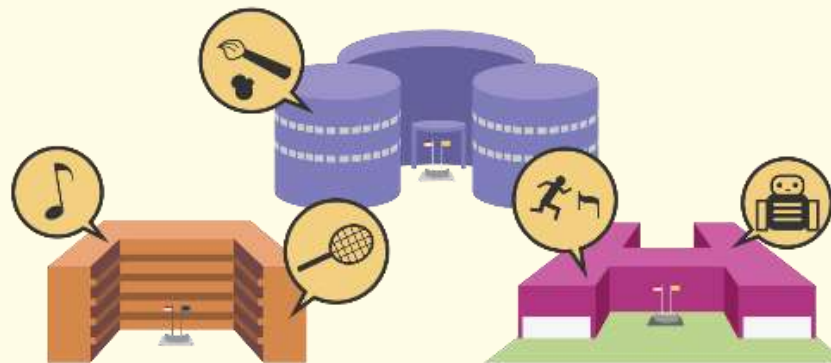
**When making school choices in order to find a school that would help the child learn and thrive best:**

**CONSIDER**



**YOUR CHILD'S LEARNING NEEDS**

**AND**



**WHAT SCHOOLS CAN OFFER**

# CONSIDERATIONS FOR CHOOSING A SECONDARY SCHOOL

## Consider your child's strengths, interests and abilities

- **Discuss the options with your child, with the following considerations:**
  - **School culture:** What is the school's culture and ethos?
  - **Programmes, subjects and CCAs offered:** Can the school support and develop your child's interests, strengths and abilities?
  - **Location and transport options:** Is it too far from home? How will your child get to school?
- **Shortlist schools that offer programmes that cater to the child's strengths and interests, and that provide suitable learning environments**
  - Refer to SchoolFinder and the MySkillsFuture Portal for information on the schools' location, school type, CCAs, programmes and subjects they offer to shortlist schools that meet your child learning needs. Refer to the secondary schools' websites and visit their open houses.

# CONSIDERATIONS FOR CHOOSING A SECONDARY SCHOOL

Parents may use this guide to start thinking about factors to consider as you shortlist secondary schools with your child. You can visit the PSLE-FSBB Microsite to get a copy of this guide and other resources.



# EXAMPLE: BRYAN'S JOURNEY

Bryan is in P6. Bryan had previously shortlisted 10 secondary schools based on his strengths and interests during the start of the year. Now that he has received his PSLE results, he has to decide on his 6 school options. **How should he go about it?**

## BRYAN

### Strengths and interests

- **Sports**, especially in **basketball** and **football**
- **Outdoor adventure**
- **Science**



PSLE Score: 16



ENGLISH	AL 3
MOTHER TONGUE	AL 4
MATHEMATICS	AL 5
SCIENCE	AL 4

**PSLE SCORE: 16**

## EXAMPLE: BRYAN'S JOURNEY

Bryan reviews his shortlisted choices based on his PSLE Score and their PSLE Score ranges. He considers the distance from his home to the schools and makes a note on the schools that are nearer his home that have programmes that he is interested in (related to sports and science, with basketball or football CCAs).

After exploring several options, Bryan is interested in the following schools because they have Cut-Off Points (COPs) around his PSLE Score, offer sports programmes, basketball and football as CCAs, and science-related ALPs.

### **Secondary School A**

ALP: Game Design and Robotics

LLP: Sports and Outdoor Education

CCAs: Offers basketball, football

Indicative PSLE Score range: 14 - 17

### **Secondary School H**

ALP: Robotics and Automation

LLP: Community and Youth Leadership

CCAs: Offers basketball, football

Indicative PSLE Score range: 11 - 16

### **Secondary School M**

ALP: Enhanced Music Programme

LLP: Digital Media

CCAs: Offers basketball, football

Indicative PSLE Score range: 15 - 18

## EXAMPLE: BRYAN'S JOURNEY

Keeping in mind that he has **6** school options, Bryan also considers **other possible choices** near his home:

### Secondary School E

ALP: Environmental Science and Sustainable Living

LLP: Music and Performing Arts

CCAs: Offers basketball, football

Indicative PSLE Score range: 13 - 17

### Secondary School T

ALP: Digital Media

LLP: Sports and Outdoor Education

CCAs: Offers basketball, football

Indicative PSLE Score range: 15 - 19

### Secondary School P

ALP: Aerospace Engineering

LLP: Community and Youth Leadership

CCAs: Offers football

Indicative PSLE Score range: 17 - 20

Bryan **visits these schools' virtual open houses** with his parents to find out more about their **programmes** and the **school culture**. Through the virtual session, he hears from their students their experiences.

Bryan is ready to consider how to rank and submit all his six school options for the S1 Posting Exercise. He also includes a few schools where his PSLE Score is better than the school's Cut-Off Point (COP) as the indicative PSLE Score ranges may vary from year to year.

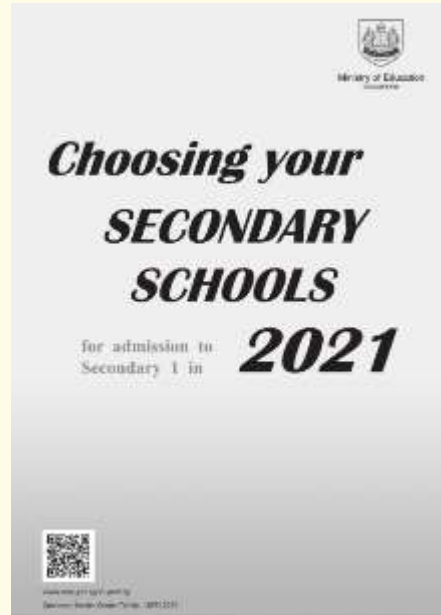
*Note: Depending on your child's PSLE Score, he/she may be offered a course option. If your child is eligible for 2 courses, he/she must choose 1 course before submitting his/her school choices. The selected course will apply to all the school choices.*

# IN SUMMARY WHEN PREPARING FOR S1 POSTING EXERCISE

- **Use all 6 options with a range of Cut-Off Points**
  - This will increase the student's chances of being posted to a school of their choice, especially since more students will fall within the same PSLE Score range.
- **Take reference from schools' PSLE Score ranges in previous years**
  - This serves as a guide for students and parents to shortlist school choices as schools' Cut-Off Points are not pre-determined in that year of posting.
  - Consider at least 2-3 schools where your child's PSLE Score is better than the school's Cut-Off Point.
- **Shortlist schools that offer programmes that cater to the student's strengths and interests, and that provide suitable learning environments**
  - Refer to SchoolFinder and the MySkillsFuture Portal for information on the schools' location, school type, CCAs, programmes and subjects they offer to shortlist schools that meet your child's learning needs. Parents may also refer to the secondary schools' websites and visit their open houses.
- **Rank your preferred school higher in your school choice order**
  - This will increase the students' chances of being posted to that school, if there is a tie-breaker.



# PREPARING FOR S1 POSTING EXERCISE



- Release of PSLE results
- Submission of Secondary 1 Option Form
- Release of School Posting results



# FIND OUT MORE ON THE PSLE-FSBB MICROSITE!



<https://go.gov.sg/pslefsbb>



# PSLE SCORE CALCULATOR ON PSLE-FSBB MICROSITE

Use the PSLE Score Calculator below to find out.

English Language  
Select Score

Mathematics  
Select Score

Science  
Select Score

Mother Tongue Language  
Select Score

☐ My child is / I am exempted from taking Mother Tongue Language, or is taking an Asian Language / Foreign Language in-lieu of a Mother Tongue Language

☐ My child is / I am taking Higher Mother Tongue Language

Calculate



Use the PSLE Score Calculator below to find out.

**PSLE Score**

Subject	AL
English Language	4
Mathematics	3
Science	6
Mother Tongue Language	6
<b>PSLE Score*</b>	<b>19</b>

\* The PSLE Score is generated based on the AL scores of individual subjects keyed into the calculator.

**Course Placement**

Your child is / You are eligible for the Express course.

Link to PSLE-FSBB Microsite



<https://go.gov.sg/pslefsbb>

# OTHER RESOURCES

1


## SchoolFinder Tool



<https://go.gov.sg/secschoolfinder>

2

## Secondary School Education Booklet



<https://go.gov.sg/secsch-booklet>

3

## Open House Dates



<https://go.gov.sg/openhouse-2021>  
(Ready from May 2021)

4

## ECG Parent Guide



<https://go.gov.sg/ecg-parentguide>



# RESOURCES

## TOP QUESTIONS ON THE NEW PSLE SCORING SYSTEM



### Part 1

<https://go.gov.sg/psle-explainer-1>



### Part 2

<https://go.gov.sg/psle-explainer-2>



# OUR JOURNEY FORWARD

- **MOE will continue to ensure our students, parents, and schools have the support they need during this transition.**




# DSA Application

# Recap: What is DSA (Sec)?

- ❑ DSA (Sec) allows students to apply to some schools before taking the PSLE.
- ❑ Students apply **based on their talent in sports, CCAs and specific academic areas.**
- ❑ If your child is admitted to a secondary school through DSA-Sec, they **are not allowed to:**
  - ▶ **Submit school choices during the Secondary 1 (S1) posting process.**
  - ▶ **Transfer to another school. They must commit to their chose school for the duration of the programme.**



# DSA (Sec) Talent Areas



Primary 6 students can apply for DSA-Sec based on a wide-range of talents, including:

- Sports and games
- Visual, literary and performing art
- Debate and public speaking
- Science, mathematics and engineering
- Languages and humanities
- Uniformed groups
- Leadership (for example, prefects)

# DSA-SEC APPLICATION PORTAL

46


- From the 2019 DSA-Sec, students will apply for DSA through a centralised **DSA-Sec Application Portal**, using a common application form.
- The portal will simplify and streamline the DSA application process, making it convenient for all students.

# Procedure

- ▶ With the exception of School of The Arts(SOTA) and Singapore Sports School (SSP) application for DSA-Sec is via DSA Portal.
- ▶ For application to SOTA and SSP, kindly visit their websites.

# Portal Address:

<https://www.dsa-is.moe.gov.sg/login/mainstreamapplicant>

 A Singapore Government Agency Website



Ministry of Education  
SINGAPORE

## Direct School Admission for Secondary Schools (DSA-Sec) Portal

Application period for 2021 DSA-Sec: **05 May 2021 (11am) to 01 June 2021 (3pm)**

Applicants must submit their applications through the DSA-Sec Portal before 01 June 2021 (3pm).  
Incomplete or late applications will not be considered.

### Application Process (DSA-Sec Portal)

You are advised to first consider your choice(s) of talent and DSA school, and prepare the information of the non-school based awards/activities (if applicable). This will reduce your application time required. You may use this [template](#) for your preparation.

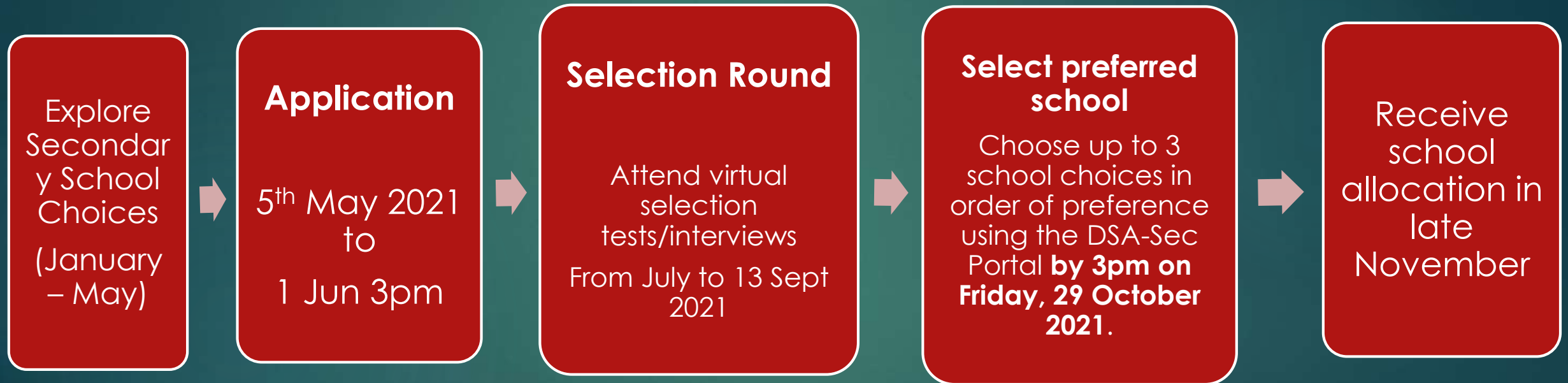
### Login to DSA-Sec Portal

Login via Singpass

By clicking on the <Login> above, you acknowledge that you have read our [Terms of Use](#) and [Privacy Statement](#) and agree to be bound by them.

For applicants using RG Number, please login [here](#)

# DSA Timeline



# Important Dates

# Exam Dates (Tentative)

**Oral  
Examination**

**12/8/2021 and 13/8/2021**

**Listening  
Comprehension**

**17/9/2021**

**Written Exam  
EL/MA/MT/SC/HMT**

**30/9/2021 to 6/10/2021**

# Release of Results

- ▶ Release of Results: **Between 18 Nov and 22 Nov 2021**
- ▶ Exercising Of Secondary School Options is done after the release of the PSLE results via
  - ▶ **Online Submission through School**
    - ▶ **5 working days starting from the release of PSLE results**
    - ▶ **12 noon to 3 pm on the first day**
    - ▶ **9 am to 3 pm on the other day**
  - ▶ **Via S1 Internet System (S1-IS)**
    - ▶ **7 calendar day starting from the release of PSLE results**
    - ▶ **S1-IS is accessible 24 hours**
    - ▶ **Starting 12 noon on the first day till 3 pm on the last day**



# Important Points to Note

- Update of latest home address and parents' mobile numbers by end Oct 2021.
- Appointment of proxies if parents need to travel overseas during critical dates.
- Proxy must be **at least 21 years old**.

# Secondary One Posting Results

## ► Dec 2021

### ■ Online

## Dec 2021

- Pupils to report to the secondary school.
- Kindly look out for the press release on S1 Posting nearer to the date.

# Feedback

Your feedback matters to us.

Kindly scan the QR code to give us feedback about this session.



# THANK YOU

