

A stylized, layered landscape illustration. The foreground features rolling green hills in various shades of green, with a dark brown path or streambed winding through them. On the left, there are three distinct plants: a green tree with rounded foliage, a purple flower-like plant, and a cluster of orange, rounded shapes. A small red bird is flying in the upper left. The background consists of soft, wavy bands of light blue and white, suggesting a sky or distant hills.

Aesthetics

Primary 1 Parents Briefing

Aesthetics



Vision

Life Long ARTS Learners


Mission

LOVE – Learn and explore ARTS through Opportunities provided in a Vibrant ARTS Environment.

GWPS Arts Policy

Every child has a talent in ARTS

Greenwood Art Curriculum aims to:



- Enable every child to enjoy Art, communicate visually, and make meaning through connecting with society and culture.
- Develops students' understanding of key ideas and concepts in Art through learning to see, express and appreciate.

Art

Desired Outcomes

The aims of art education are to enable every child to be active artists and informed audience.

Active
Artists

- visual inquiry skills to discover and explore their surroundings;
- curiosity, imagination and enjoyment in art making and art discussion;

Informed
Audience

- confidence in working individually and in groups to focus ideas and create artworks; and
- awareness of and respect for histories and cultures of key artworks and artists in Singapore and the world.



Art

Focus Areas in Art Learning

Big Ideas	Art helps us to see in new ways. Art tell stories about our world. Art influences how we live.		
Guiding Questions	<ul style="list-style-type: none">- Where can art be found in our environment?- How does the environment inspire artists and their artworks?	<ul style="list-style-type: none">- Why do local artists make art?- What can we learn about Singapore from the stories in the artworks made by artists?	<ul style="list-style-type: none">- How do artists around the world share ideas through art?- How have methods and processes used by artists around the world affected the way we view people and things around us?
Focus Areas	Self and Immediate Environment	Singapore Past, Present and Future	The World and Region We Live In

Art

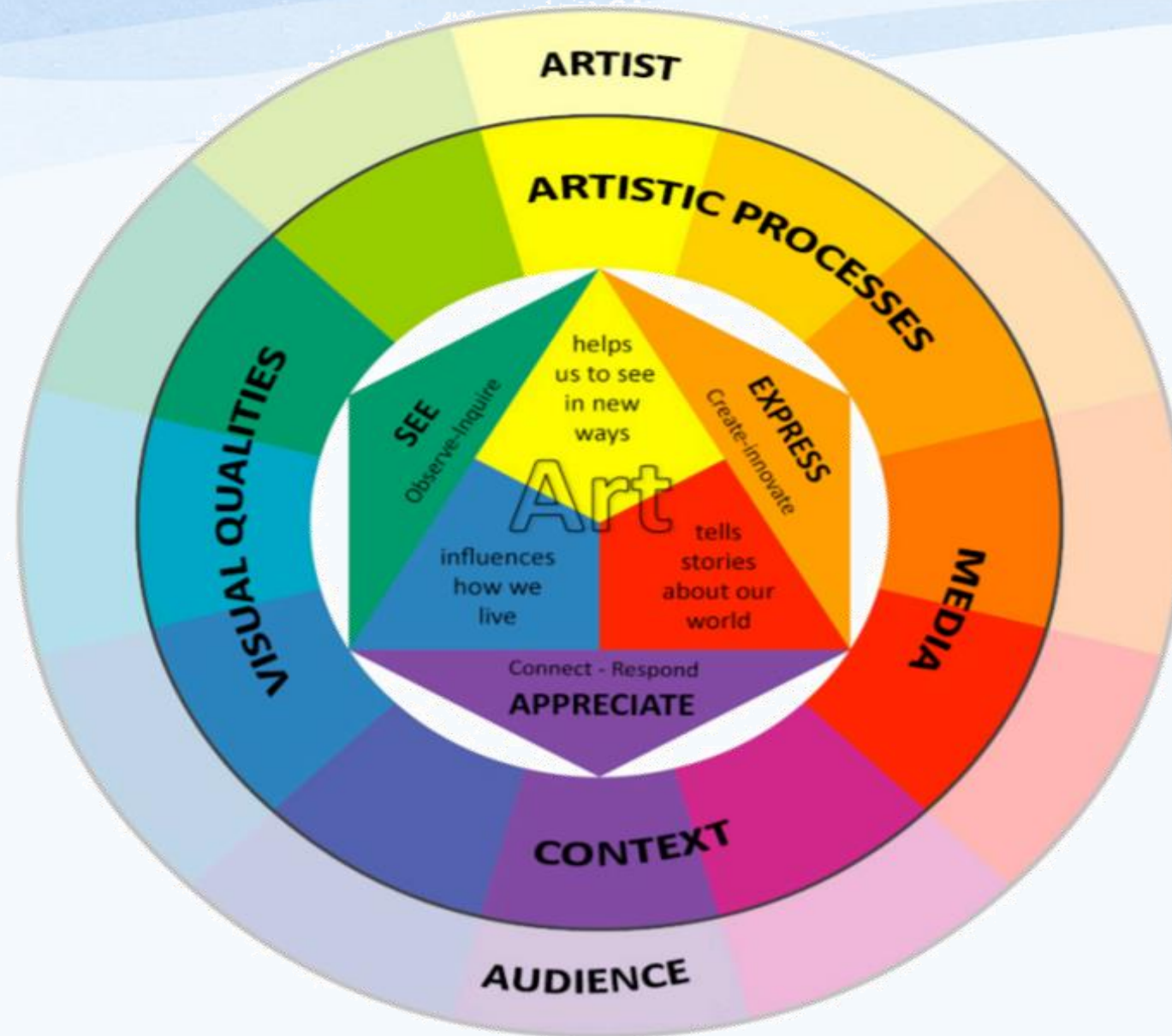


Figure 4: Primary Art Syllabus Framework



Art Learning Outcomes

Primary 1 & 2

LO 1: Identify simple visual qualities

LO 2: Ask questions about what they see

LO 3: Draw from their imagination & observation

LO 4: Play with variety of materials & tools to make art

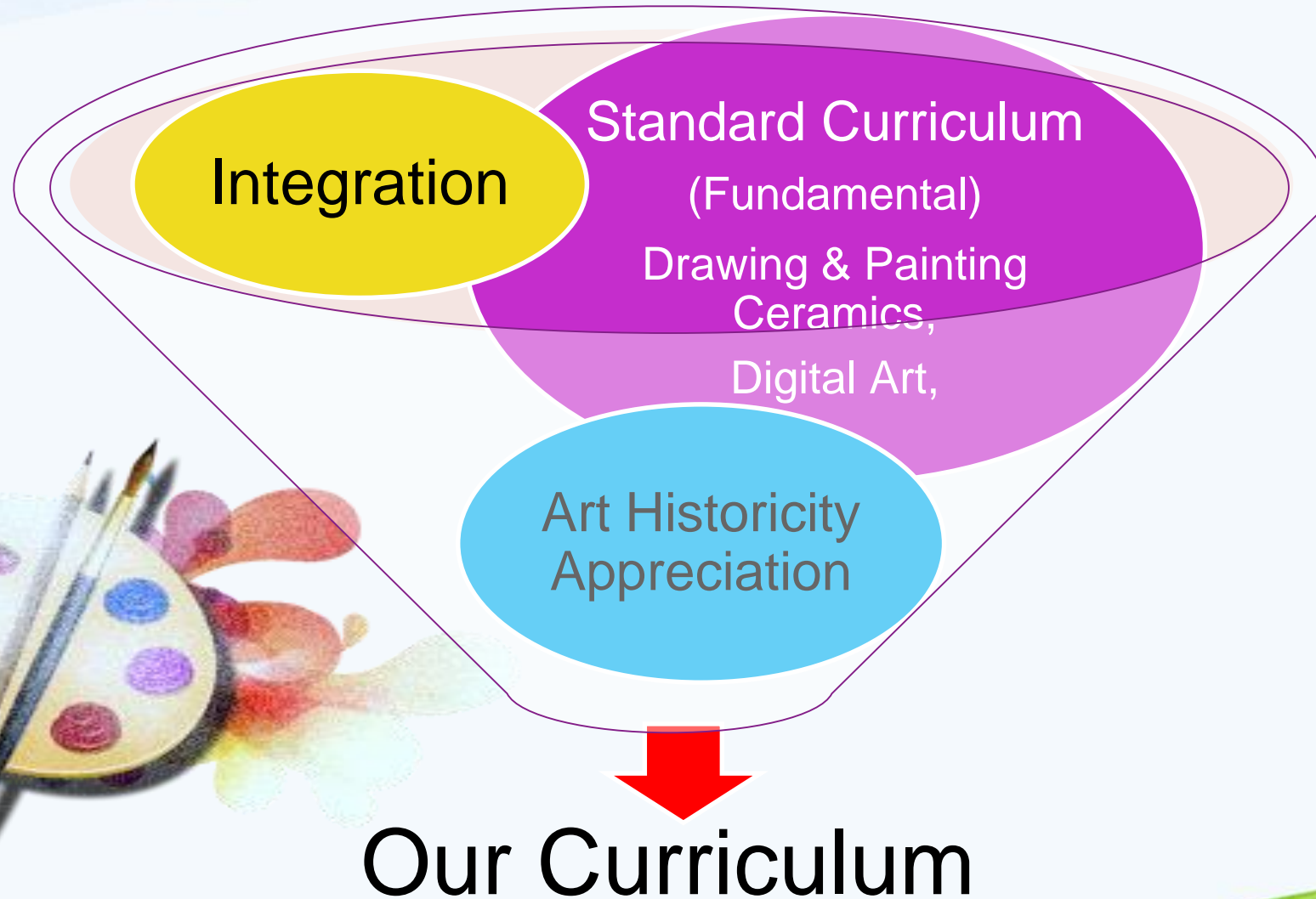
LO 5 : Share their imagination, thoughts and feelings

LO 6: Show interest in looking at a variety of artworks

LO 6: Talk about what they would see, feel and experience using art vocabulary.



P1 Art Curriculum



P1 Art Curriculum


Level	Module 1	Module 2	Module 3	Module 4
P1	Drawing & Painting Basic art elements Using Lines/Dots/ Shapes to create an art piece Chinese New Year integrated Art Work	Ceramics Portrait Learning basic skills of ceramics.	Digital Art i.e. Dream House National Day	Drawing & Painting Basic Drawing
(AHA) Early Civilisation	Art Appreciation: Aborigines (African) Cavemen engraving	Art Appreciation: Hieroglyphics	Art Appreciation: Greek Art (Architecture)	Art Appreciation: Greek Art (Architecture)



Simple elements
of Art



Digital
Art




Virtual Tour

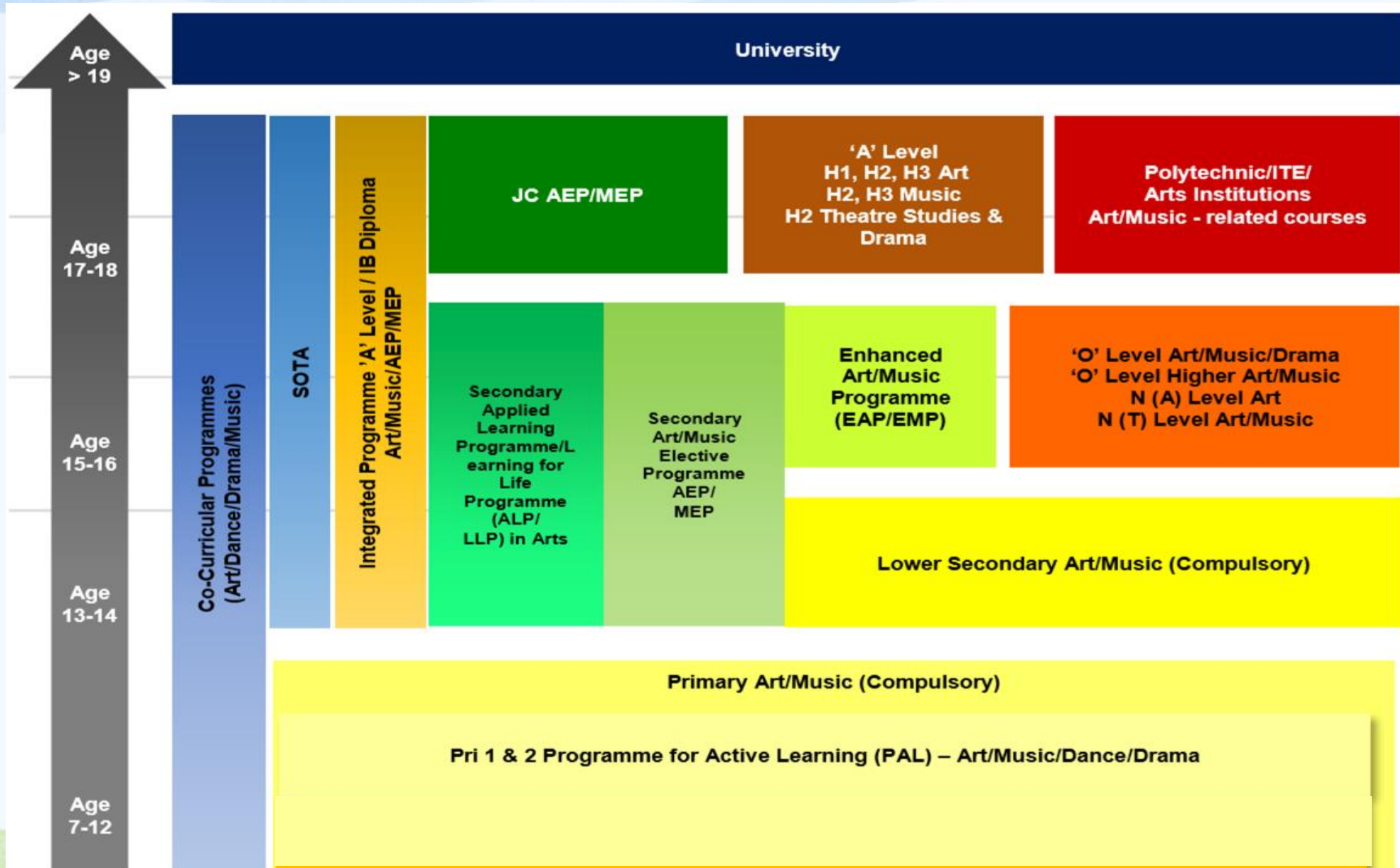


Lower Primary Art Curriculum

<https://vimeo.com/661901851/9207468fad>



Pathways for Aesthetics Education



A stylized, layered landscape illustration. The foreground features rolling green hills in various shades of green, with a dark brown path or stream winding through them. On the left, there are three stylized plants: a green tree-like bush, a purple flower-like bush, and a cluster of orange flowers. Above the green bushes, a small red bird is flying, leaving a black squiggly line behind it. The background consists of light blue and white wavy bands, suggesting a sky or distant hills.

Aesthetics

Primary 1 Parents Briefing

Aesthetics



Vision

Life Long ARTS Learners


Mission

LOVE – Learn and explore ARTS through Opportunities provided in a Vibrant ARTS Environment.

GWPS Arts Policy

Every child has a talent in ARTS

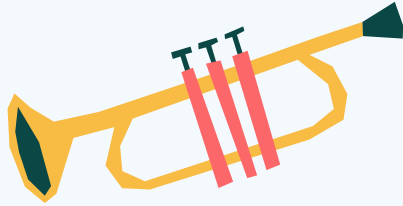
Greenwood Music Curriculum aims to:



- Provide a basic music education, giving them opportunities to develop a connection to music through music performing and creating develop skills such as listening skills, fine motor skills, creative thinking skills and social skills.
- Music enables students to express their thoughts and ideas.



Music Learning Objectives




LO1: Perform Music in both instrumental and vocal settings, individually and in groups



LO2: Create Music in both instrumental and vocal settings, individually and in groups



LO5: Understand musical elements and concepts



LO3: Listen and Respond to Music

LO4: Appreciate Music in local and global cultures





Music Curriculum



Our Curriculum

P1 Music Curriculum

Level	Term 1	Term 2	Term 3	Term 4
P1	<ul style="list-style-type: none">▪ Listening & Rhythmic Games▪ Solfege Handsigns▪ Music Appreciation	Learn Basics of Violin Playing	Creating a soundscape related to a theme	<ul style="list-style-type: none">▪ Music appreciation▪ Action & Movement▪ Sing & Play Instrument



Cultivating Interest:
Learning basics of
Violin





Music Curriculum

<https://vimeo.com/661899691/ff56c7e5df>



Pathways for Aesthetics Education

